

TIMBERLINE™

HTC TREE SHEAR

TOUGHEST SHEAR ON THE MARKET

- 14" capacity in one cut
- Hydraulically rotates 110° to cut-up and move felled trees
- Cut trunks flush with the ground or reach high to trim branches
- All major pivot points are machined and greasable for long life
- Made from 1" high tensile steel plate
- Standard quick attach coupler or pin on couplers for skid steers, tractors, telehandlers, backhoes, wheeled loaders & compact excavators
 - 2400 psi hydraulic pressure is required for best results
 - Weight - 1280 lbs.
 - Single blade design encourages trees to fall the direction of the blade's travel
 - Narrow shear gets into tight spaces
 - Escape proof serrated jaw grips tree to allow 100% of the machine's power to be applied to the blade.
 - Fastest cycle time available

**CUT
DOWN
CUT UP
TRIM • MOVE**

**POWER
ROTATING
JAW**

- Single 1¼" blade eliminates complicated adjustments and sharpening
- HTC model rotates with a flick of a switch from inside the safety of the cab
- Made in the U.S.A.
- Same day shipping - Nationwide



www.SidneyAttachments.com
Toll Free: 1-866-567-9618

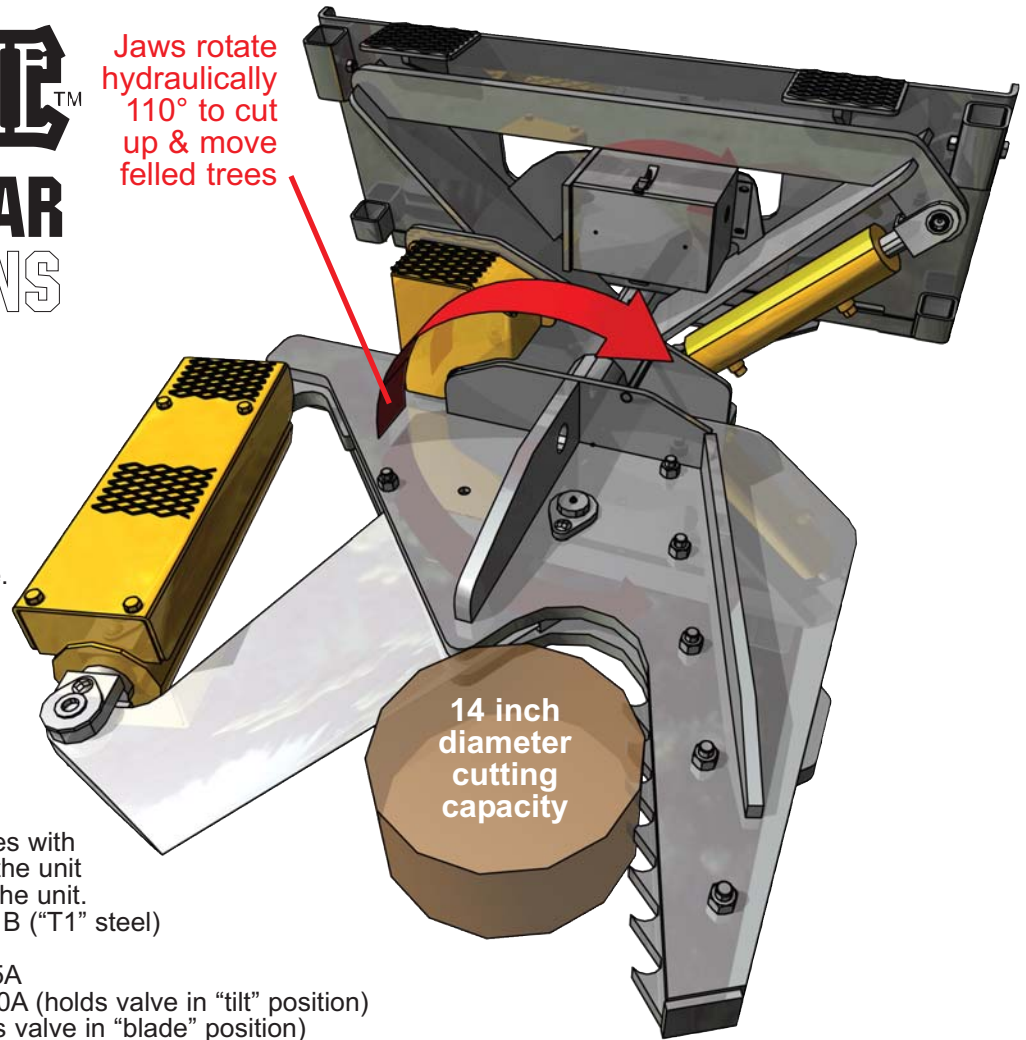
Sidney
MANUFACTURING CO., LLC

TIMBERLINE™

HTC TREE SHEAR SPECIFICATIONS

- **Rated capacity:** 14 inch
- **Weight:** 1280 pounds
- **Hitch:** SAE J2513 Universal skid steer coupler standard (other couplers available)
- **Blade cylinder:** 5.5" bore x 18" stroke. Rated for 3000psig operating pressure
- **Tilt cylinder:** 3" bore x 8" stroke. Rated for 3000psig operating pressure
- **Effective blade force:** Easily shears 14" hardwood (blade force graph available upon request)
- **Blade transit time:** Fastest cycle time (transit time graph available upon request)
- **Plumbing:** Gates 4000psig hoses with durable wrap are provided with the unit
- **Wiring:** Wiring is provided with the unit.
- **Blade material:** ASTM A514-Gr B ("T1" steel)
- **Solenoid valve:** 12VDC
 - Activation current draw: 4.5A
 - Hold open current draw: 1.0A (holds valve in "tilt" position)
 - Idle current draw: 0A (holds valve in "blade" position)



Jaws rotate hydraulically 110° to cut up & move felled trees



OPTIONS

- Brush guard
- Wireless remote control for jaw rotation
- Complete selection of couplers
- Spray Kit

OTHER FINE SKID STEER ATTACHMENTS FROM SIDNEY



Sidney
MANUFACTURING CO., LLC

www.SidneyAttachments.com
Toll Free: 1-866-567-9618

P.O. Box 430, Sidney, Iowa 51652 • Phone: 712-374-3366 • Fax: 712-374-2822